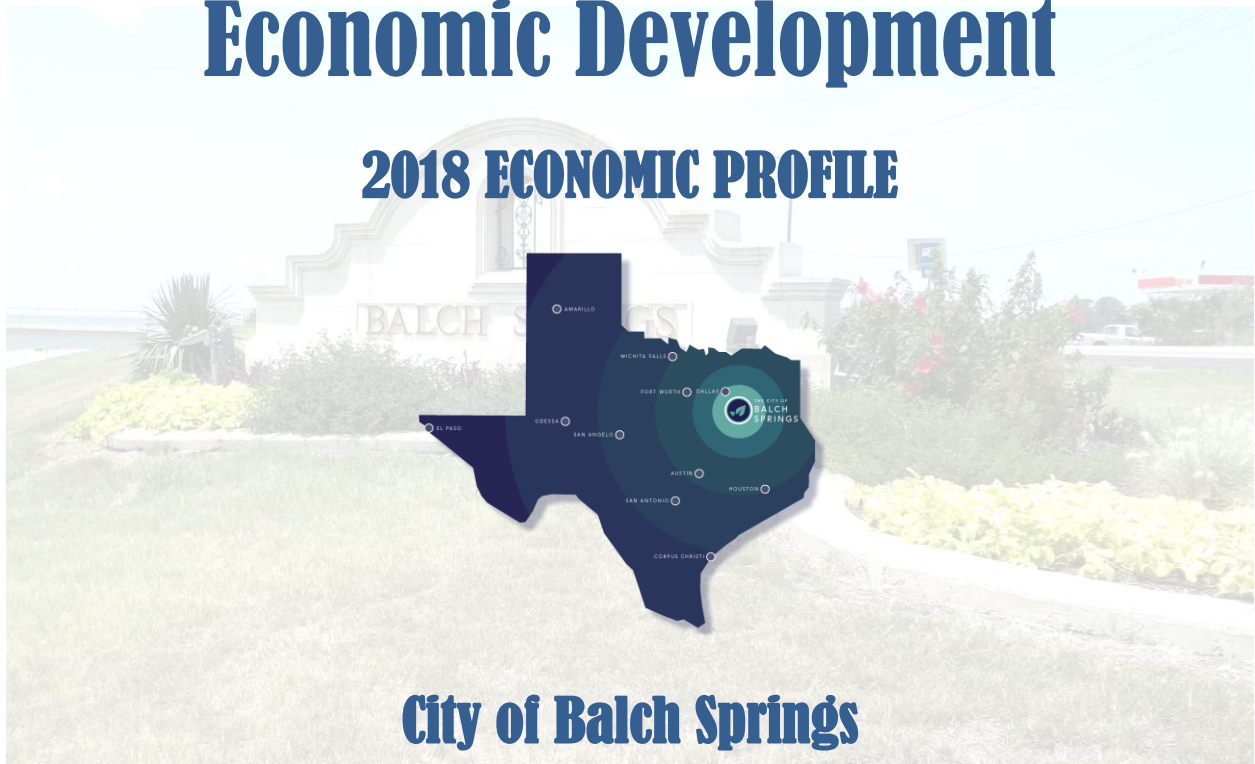


THE CITY OF
BALCH SPRINGS
ECONOMIC DEVELOPMENT

Balch Springs

Economic Development

2018 ECONOMIC PROFILE



City of Balch Springs

Growing Community

Contact Information

Balch Springs Economic Development

Susan Cluse, City Manager

Phone: 972-286-4477 x211; scluse@cityofbalchsprings.com

Chris Dyser, Community Development Director

Phone: 972-286-4477 x212; Cell: 972-975-8565 cdyser@cityofbalchsprings.com

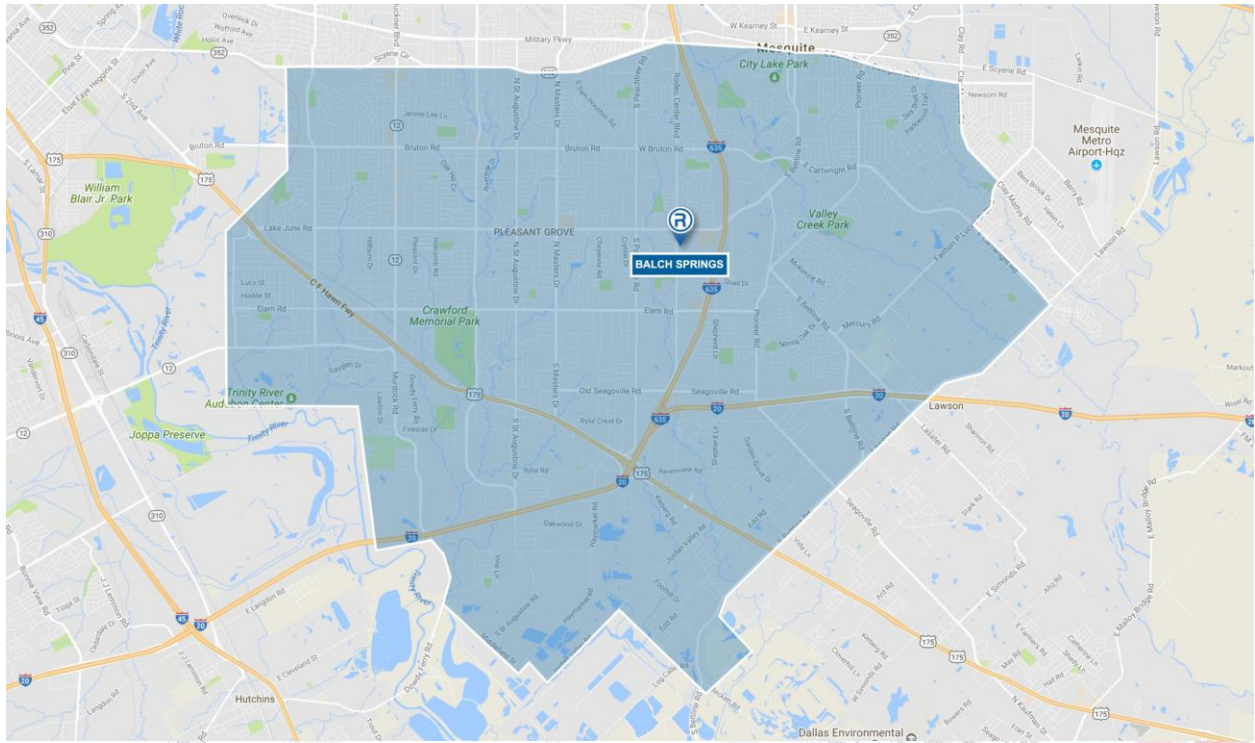
Effie Donaldson, ED Administrative Services Manager

Phone: 972-286-4477 x215; Cell: 214-717-9110; edonaldson@cityofbalchsprings.com

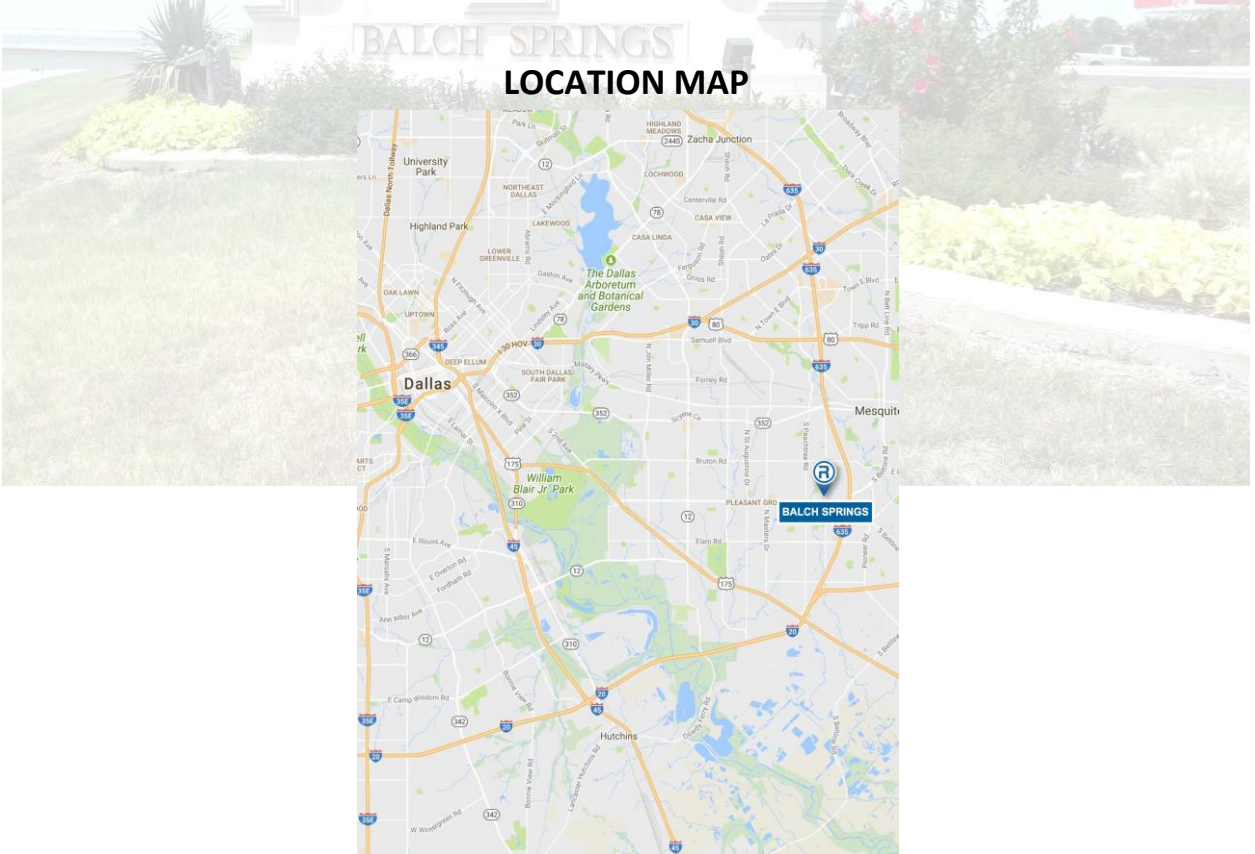
Linda Highwood, Project Coordinator

Phone: 972-286-4477 x214; Cell: 214-536-5688; lhighwood@cityofbalchsprings.com

PRIMARY RETAIL TRADE AREA

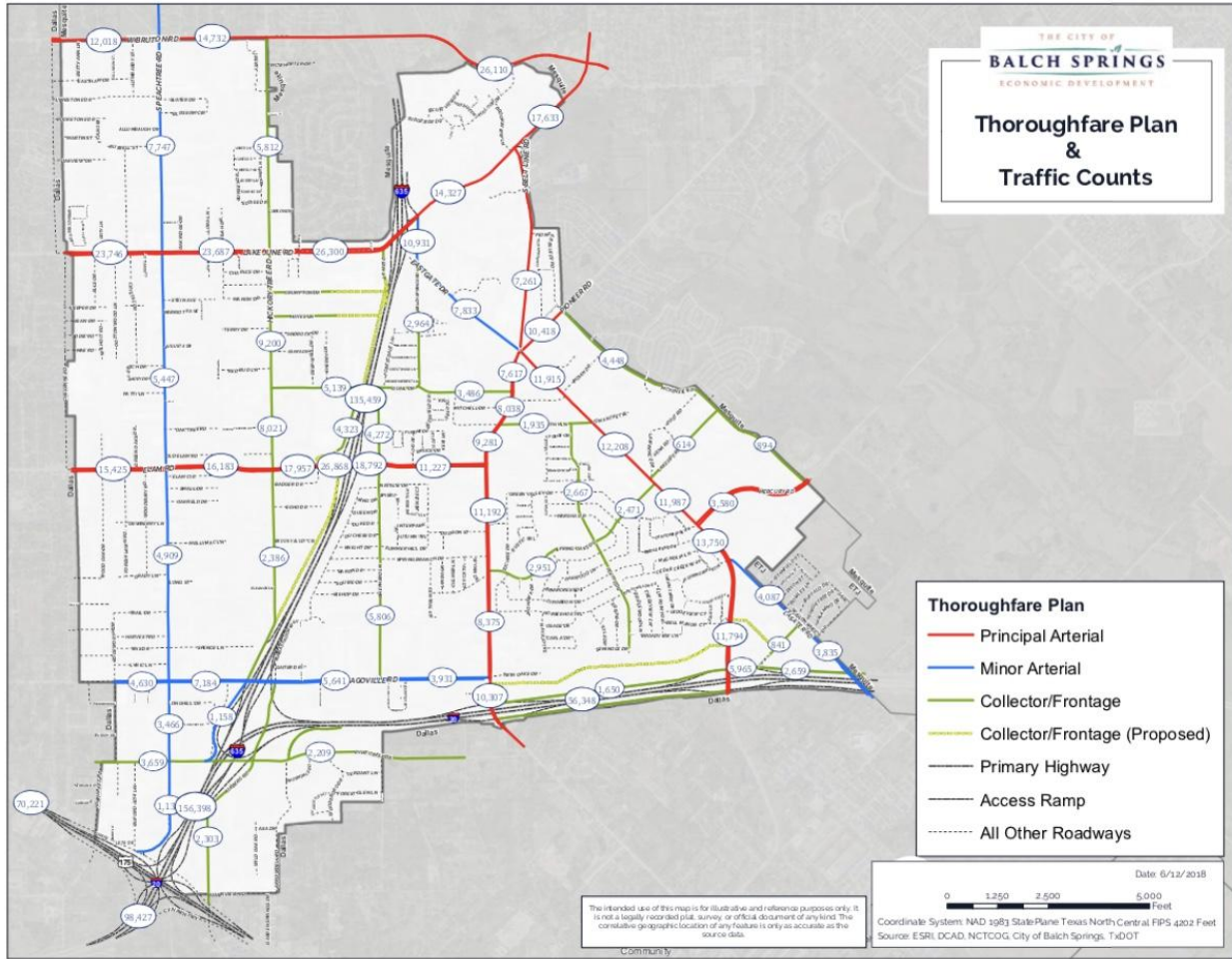


LOCATION MAP



**Information provided is for illustrative purposes only and is deemed to be correct as of publish date of this document. Data sources used may include: ESRI, AGS, Nielson, RegisPro, SiterUSA, TxDOT and/or Microsoft Corporation.

TRAFFIC COUNTS



**Information provided is for illustrative purposes only and is deemed to be correct as of publish date of this document. Data sources used may include: ESRI, AGS, Nielson, RegisPro, SiterUSA, TxDOT and/or Microsoft Corporation.

PRIMARY RETAIL TRADE AREA			
2000	2010	2018 Estimate	2023 PROJECTION
147,317	167,784	186,594	200,198

INCOME		2018 ESTIMATE
Average Household		\$54,220
Median Household		\$43,363

EDUCATIONAL ATTAINMENT		2018 ESTIMATE
Masters, Professional, PhD		2.3%
Bachelor's Degree		5.7%
Associate Degree		4.2%
Some College, No Degree		18.5%
High School Graduate or GED		30.9%
Some High School, No Degree		17.7%
Less than 9th Grade		20.6%

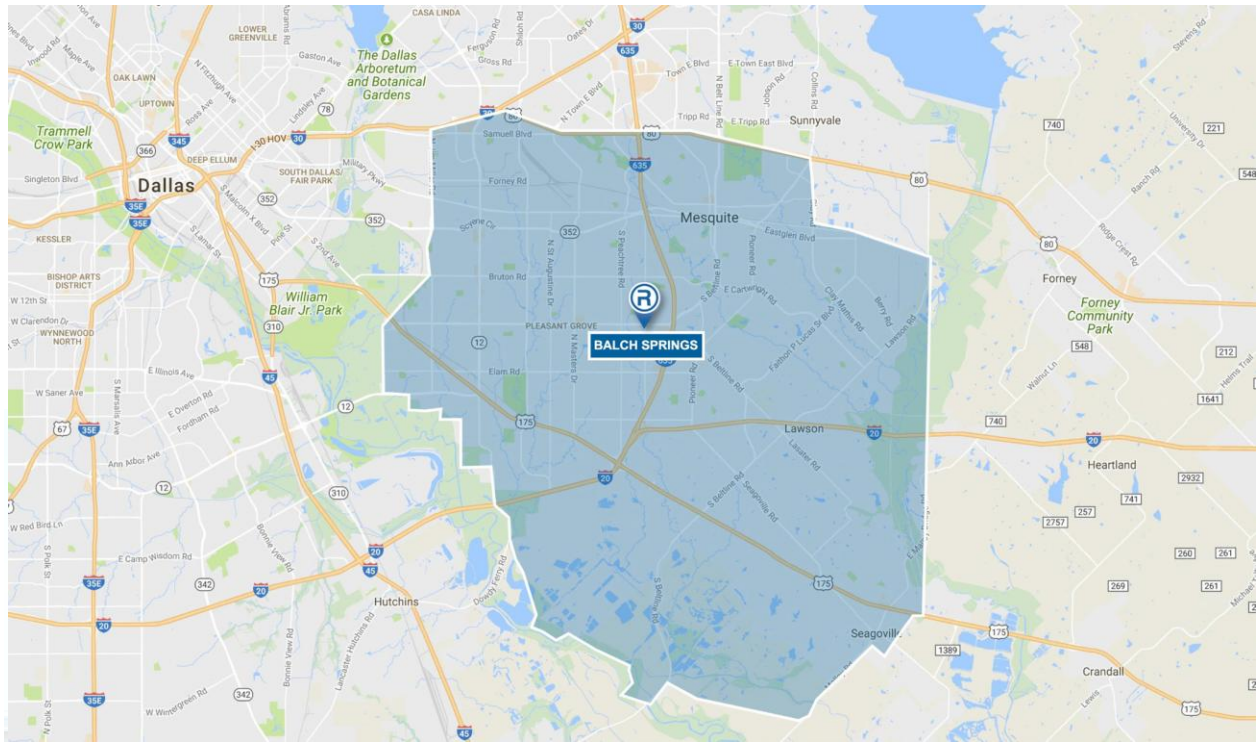
RACE DISTRIBUTION		2018 Estimate
White Alone		45.06%
Black or African American Alone		24.87%
Amer Indian/Alaska Native Alone		0.87%
Asian Alone		0.88%
Native Hawaiian and Other Pacific Island Alone		0.02%
Some Other Race Alone		25.08%
Two or More Races		3.22%
Hispanic or Latino		58.45%

AGE		2018 Estimate
Under 5 Years		9.34%
5 - 14 Years		17.61%
15 - 20 Years		9.62%
21 - 24 Years		6.03%
25 - 34 Years		14.41%
35 - 44 Years		13.44%
45 - 54 Years		11.88%
55 - 64 Years		9.69%
65 - 74 Years		5.26%
75 Years and over		2.74%

DISTRIBUTION		2018 Estimate
Median Age		30.06
Average Age		32.39

April 2018. All information furnished is from sources deemed reliable and is submitted subject to errors, omissions, change of terms and/or conditions. Prepared by The Retail Coach, LLC, a national retail consulting and market research firm. 800.851.0962

SECONDARY RETAIL TRADE AREA



**Information provided is for illustrative purposes only and is deemed to be correct as of publish date of this document. Data sources used may include: ESRI, AGS, Nielson, RegisPro, SiterUSA, TxDOT and/or Microsoft Corporation

SECONDARY RETAIL TRADE AREA

2000	2010	2018 Estimate	2023 PROJECTION
222,483	259,529	290,745	312,524

Income

	2018 ESTIMATE
Average Household	\$57,627
Median Household	\$44,739

Educational Attainment

	2018 ESTIMATE
Masters, Professional, PhD	3.3%
Bachelor's Degree	7.2%
Associate Degree	5.0%
Some College, No Degree	20.3%
High School Graduate or GED	30.6%
Some High School, No Degree	16.1%
Less than 9 th Grade	17.5%

Race Distribution

	2018 Estimate
White Alone	46.29%
Black or African American Alone	25.65%
Amer Indian/Alaska Native Alone	0.88%
Asian Alone	1.63%
Native Hawaiian and Other	
Pacific Island Alone	0.04%
Some Other Races Alone	22.21%
Two or more races	3.29%
Hispanic or Latino	52.83%

Age

Groups	2018 Estimate
Under 5 Years	9.02%
5 - 14 Years	17.17%
15 - 20 Years	9.48%
21 - 24 Years	5.98%
25 - 34 Years	14.37%
35 - 44 Years	13.64%
45 - 54 Years	12.13%
55 - 64 Years	9.95%
65 - 74 Years	5.37%
75 Years and Over	2.9%

Distribution	2018 Estimate
Median Age	30.75
Average Age	32.88

April 2018. All information furnished is from sources deemed reliable and is submitted subject to errors, omissions, change of terms and/or conditions. Prepared by The Retail Coach, LLC, a national retail consulting and market research firm. 800.851.0962

The City of Balch Springs, County of Dallas, State of Texas, is located 16 miles Southeast of Downtown Dallas and South of Mesquite where 3 major highways converge: 120, 1635, 175

2018 Estimated Population

27,374

Government Type

Home Rule City – Mayor and 6 Council members

Taxation

Dallas County	\$0.243100
Balch Springs City	\$0.803000
Mesquite ISD	\$1.460000
Dallas Co Hospital	\$0.279400
Dallas Co Comm College	\$0.124238

Municipal Sales Tax	1.000% (Ad Valorem .62 per \$100)
State Sales Tax Rate	6.250%
Economic Development Tax	0.250% (Type A)
	0.250% (Type B)
Other Sales Taxes	0.250% (Property Tax Relief)
	0.250% (Street Maintenance Tax)

Incentives

- Tax Abatement
- Enterprise Zone (Texas State Program)
- Industrial Foundation
- Freeport Exemption (Triple and Super)
- Chapter 380 Type A and Type B Corp

School Districts

Mesquite ISD and Dallas ISD

Area Colleges and Universities

Eastfield College; SMU; UTA; University of North Texas; University of Dallas; Richland College; Amber University; UTD in Richardson; Texas Christian University; East Texas State University; Texas Woman's University

Freight Carriers:

Arrow Trucking, Campbell Express; East Texas; Hawk Transport; Morgan: Red Ball; Stevens Transport; United Parcel Service; Yellow Freight; Federal Express

Top 10 Employers

- Mesquite ISD
- Wal-Mart Super Center
- Glen Thurman
- City of Balch Springs
- Home Depot
- Future Telecom
- MJ Sheridan
- Pal-Serve
- Gibson and Assoc
- Kroger Food

Local Airports

International: DFW Airport	35 miles
Regional: Dallas Love Field	24 miles
Municipal: Mesquite Metro	8 miles
Municipal: Dallas Executive	23 miles

Climate

Annual Average Temperature	65.0 F
Annual Average High Temperature	94.7 F
Annual Average Low Temperature	35.2 F
Annual Average Precipitation	39.8" per year
Annual Average Snowfall	0.7" per year
Elevation	493 ft.

Parks and Amenities

- 8 Parks
- 1 Public Library
- 1 Recreation Center
- 1 Senior Center
- 2 Tennis Courts
- 1 Civic Center



Contact Information

Susan Cluse, City Manager

Phone: 972-286-4477 x211; scluse@cityofbalchsprings.com

Chris Dyser, Community Development Director

Phone: 972-286-4477 x212; Cell: 972-975-8565 cdyser@cityofbalchsprings.com

Effie Donaldson, ED Administrative Services Manager

Phone: 972-286-4477 x215; Cell: 214-717-9110; edonaldson@cityofbalchsprings.com

Linda Highwood, Project Coordinator

Phone: 972-286-4477 x214; Cell: 214-536-5688; lhighwood@cityofbalchsprings.com